





## REAL VOCABULARY AT MEANS OF TRANSPORTATION BEGINNERS

Match the picture with the correct answer.

1		<ol style="list-style-type: none"><li>1. cash</li><li>2. coins</li><li>3. vending machine</li><li>4. ticket</li></ol>
2		<ol style="list-style-type: none"><li>1. cash</li><li>2. coins</li><li>3. vending machine</li><li>4. ticket</li></ol>
3		<ol style="list-style-type: none"><li>1. cash</li><li>2. coins</li><li>3. vending machine</li><li>4. ticket</li></ol>
4		<ol style="list-style-type: none"><li>1. cash</li><li>2. coins</li><li>3. vending machine</li><li>4. ticket</li></ol>

**Leia o seguinte texto e preencher os espaços com as palavras no quadro.**

button	vending	single	type
insert	ticket	language	card

### **How to buy a Metrocard**

1. Go to the \_\_\_\_\_ machine. Choose the small machine if you are going to pay with credit or debit \_\_\_\_\_. Choose the large machine if you need to pay with cash.
2. Choose the \_\_\_\_\_ you want to use. There are many, such as English, Spanish, French, and Italian, but Portuguese is not an option.
3. Choose the \_\_\_\_\_ of MetroCard you want. You have three choices: “Fast \$9”, “Single Ride”, or you can push the \_\_\_\_\_ that says “MetroCard” for more options.
4. If you need to buy a new MetroCard, choose either regular or unlimited. Remember a \_\_\_\_\_ ride is \$2.75.
5. After you choose which kind you want, either \_\_\_\_\_ your card or cash.
6. Don't forget your receipt and your change, if you paid with cash. Make sure you take your \_\_\_\_\_.